



*Total Solution Provider in Saw Device*

---

# SA770AM

Wireless, RF SAW Filter  
Revision 0:



- Electrical Characteristics
  - Package Dimensions
  - Testing Environment
  - Frequency Characteristics
- 

**SAWNICS Inc.**

---

460 Cheonheung-ri, Seonggeo-eup, Cheonan-si, Chungcheongnam-do, 330-836 / Korea.  
Tel: +82 41 550 9372 / Fax: +82 41 550 9399 / [www.sawnics.com](http://www.sawnics.com)



## □ Electrical Characteristics

### Maximum Ratings

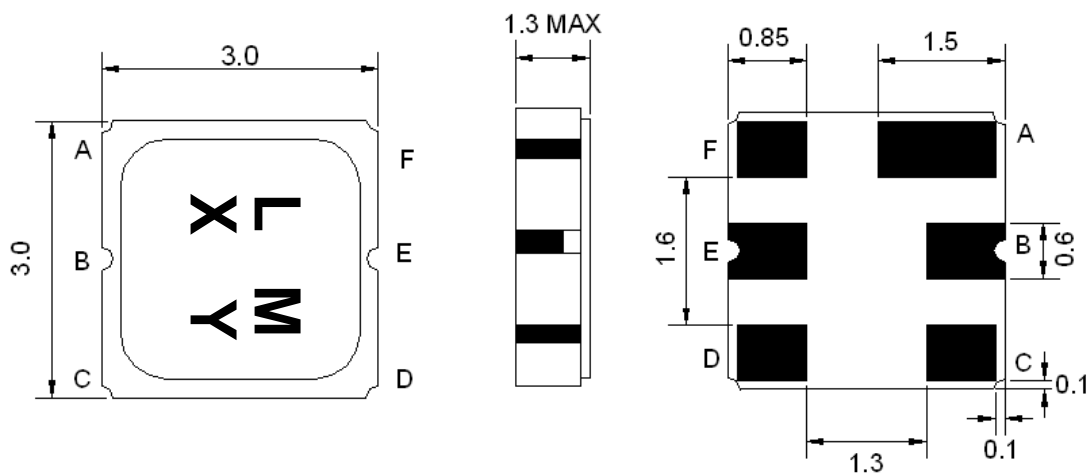
Parameters Description	Unit	Minimum	Typical	Maximum
Operating Temperature Range	°C	-30	-	+65
Storage Temperature Range	°C	-40	-	+85
Maximum DC Voltage	V	-	-	5
Maximum Input Power	dBm	-	-	15
Source Impedance (single ended) <sup>(1)</sup>	Ω	-	50	-
Load Impedance (single ended) <sup>(1)</sup>	Ω	-	50	-
Package type & size	M			
Length x Width	mm <sup>2</sup>	-	3.0 x 3.0	-
Height	mm	-	-	1.3

### Electrical Specification

Parameters Description	Unit	Minimum	Typical	Maximum
Center Frequency (Fo)	MHz	-	770.0	-
Insertion Loss within 760 ~ 780 MHz	dB	-	2.2	3.0
Amplitude Ripple within 760 ~ 780 MHz	dB <sub>p-p</sub>	-	0.7	1.5
<b>Attenuation:</b>				
560.0 ~ 730.0 MHz	dB	50	58	-
824.0 ~ 849.0 MHz	dB	38	45	-
849.0 ~ 970.0 MHz	dB	50	58	-
VSWR within 760 ~ 780 MHz	-	-	1.45	2.0

**Notes :** No Matching Network (Ref. Testing Environment Circuit as shown below).

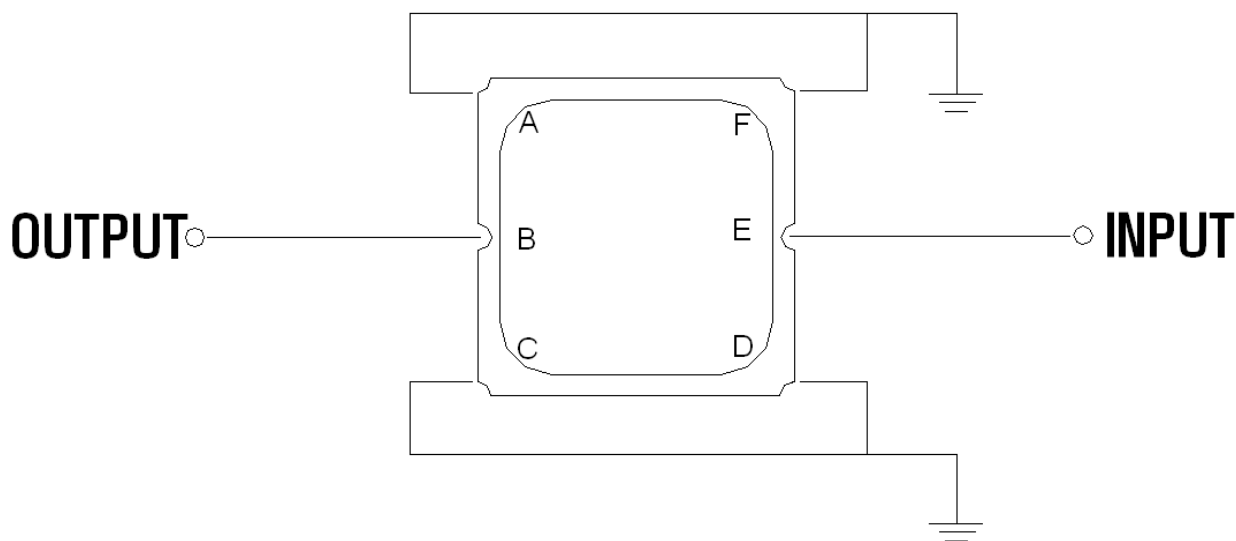
**□ Package Dimensions**



Marking Descriptions	
L	Wireless Application
M	Series Number
X	Date Code(Year)
Y	Date Code(Month)

Pin Description	
A, C, D, F	Ground
E	In
B	Out

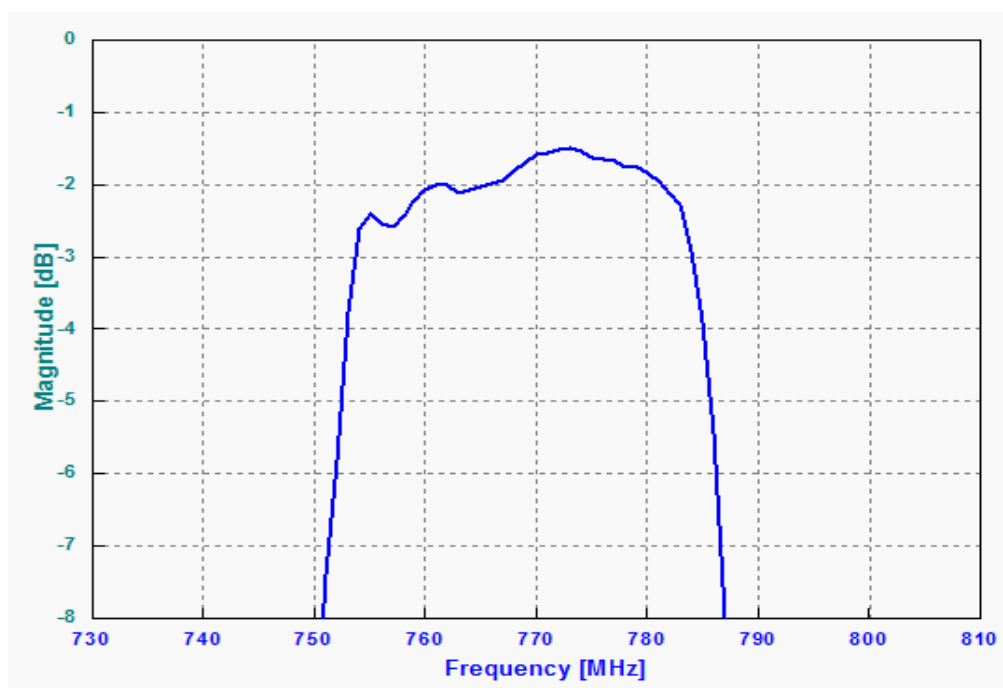
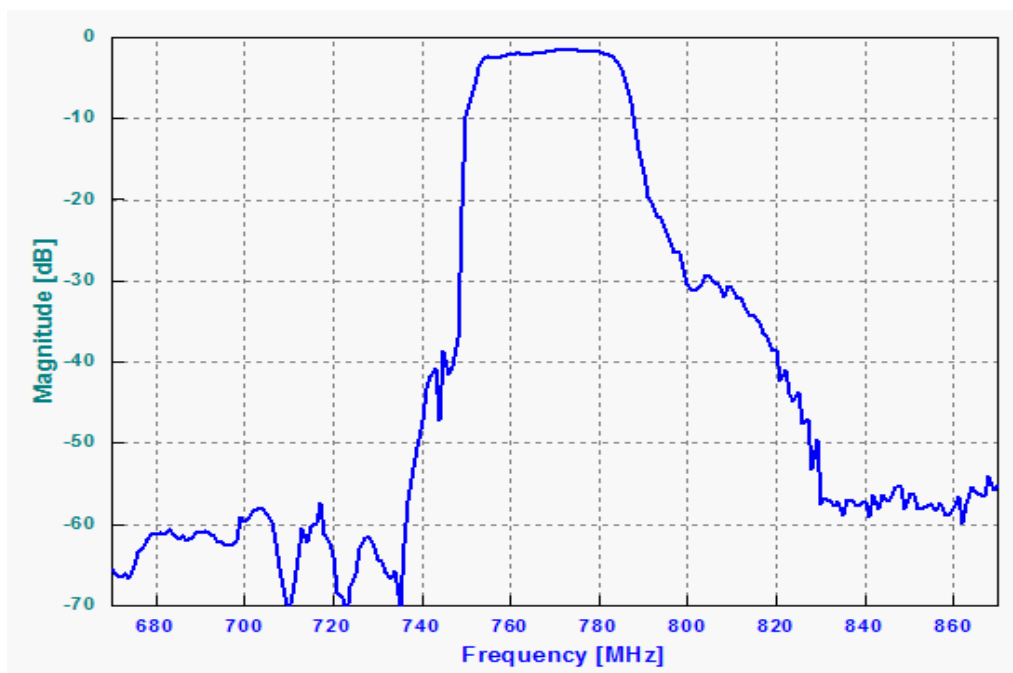
**□ Testing Environment**



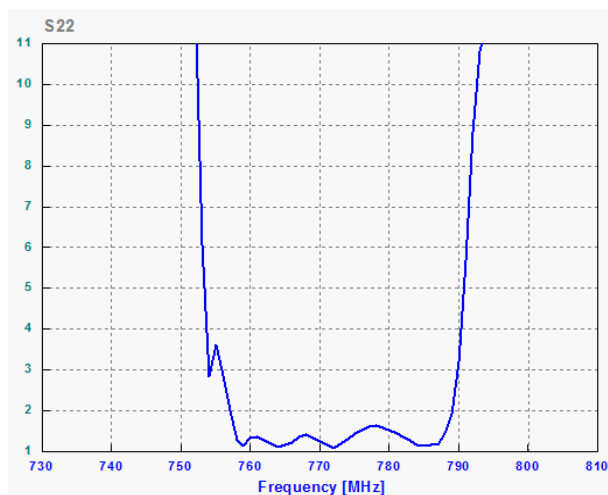
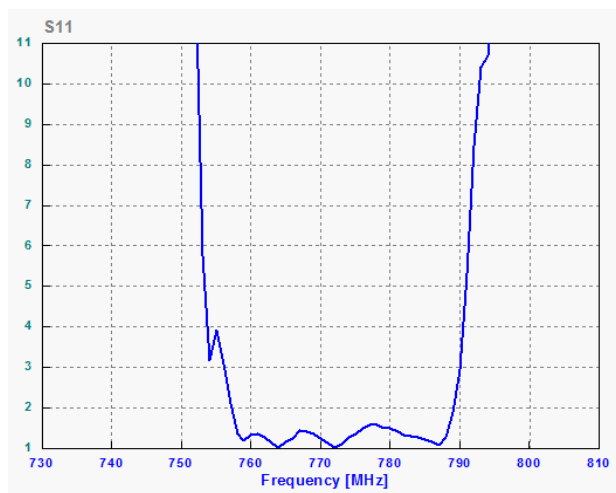
Source & Load Impedance: 50 Ω

## □ Frequency Characteristics

Frequency Response



### VSWR



### Smith Chart

